



a landscapeforms® company

## Dune Series COMMERCIAL RECEPTACLES

Round receptacle with curvilinear rim, and clear powder-coated spun aluminum lid.



### TO SPECIFY

Select the DS product number along with the options below.

#### Concrete Color

- Natural gray concrete
- 9 standard color options available
- Additional color mixing available

#### Finishing

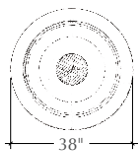
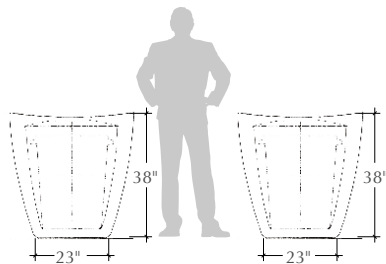
- Sandblast finish

#### Lids

- Model DS-TR is a trash only lid
- Model DS-TRA is a trash lid with an ash disposal channel

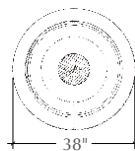
#### Notes

- A 32-gallon heavy-duty plastic waste can is included
- Metal components fitted with security chains
- Matching Dune Landscape Containers
- See website to download CSI specifications
- Upcharges will apply for colors, sandblasting, sealer, and extra drain holes



Trash Only Lid

DS-TR  
1415 lb.



Trash & Ash Lid

DS-TRA  
1415 lb.



Trash Only Lid

Trash & Ash Lid

All weights are approximate

In 2007©, Larry Kornegay designed the Dune Trash Receptacle exclusively for Kornegay Design® LLC, a Landscape Forms® company

v. 2021.03.29